



American Hospital  
Association

# Policy Perspectives

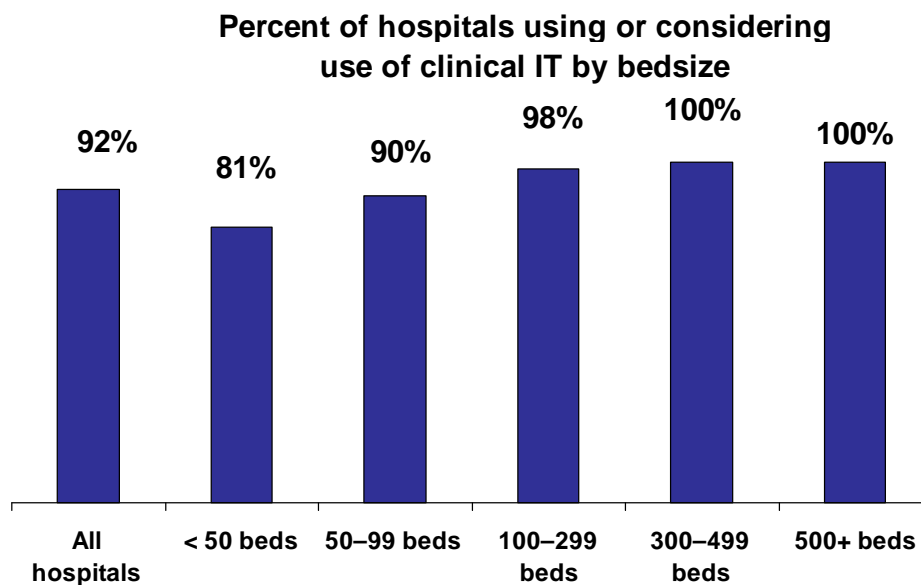
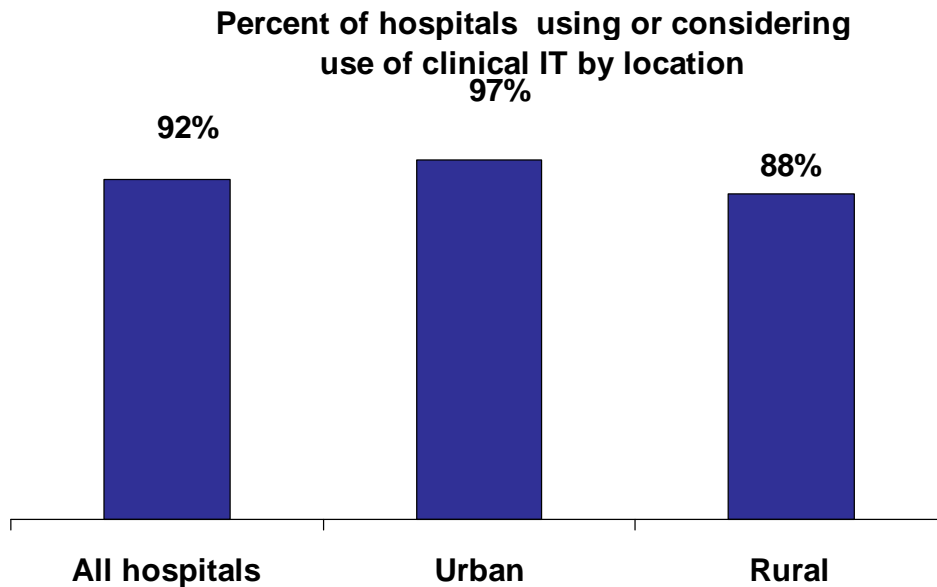
Health IT in Small and Rural Hospitals  
HIT A Rural Provider's Roadmap to Quality  
ORHP Conference  
Kansas City, September 21-23, 2006  
By Chantal Worzala, Ph.D.

# Forward momentum: Hospital use of IT

- Survey fielded April - June 2005
- 939 responses (response rate of 19.2%)
- Entire hospital field represented
  - Location
  - Teaching status
- Topics covered:
  - Technologies used
  - Functions of an electronic health record (EHR)
  - Information exchange
  - Barriers to use
- Will re-field this fall



# Results of AHA IT Survey: Small and rural hospitals less likely to be using or planning use of clinical IT



*Q: “Are you actively considering, testing or using any IT for clinical purposes? (example: EHRs, CPOE, telemedicine, pharmacy and laboratory systems)”*



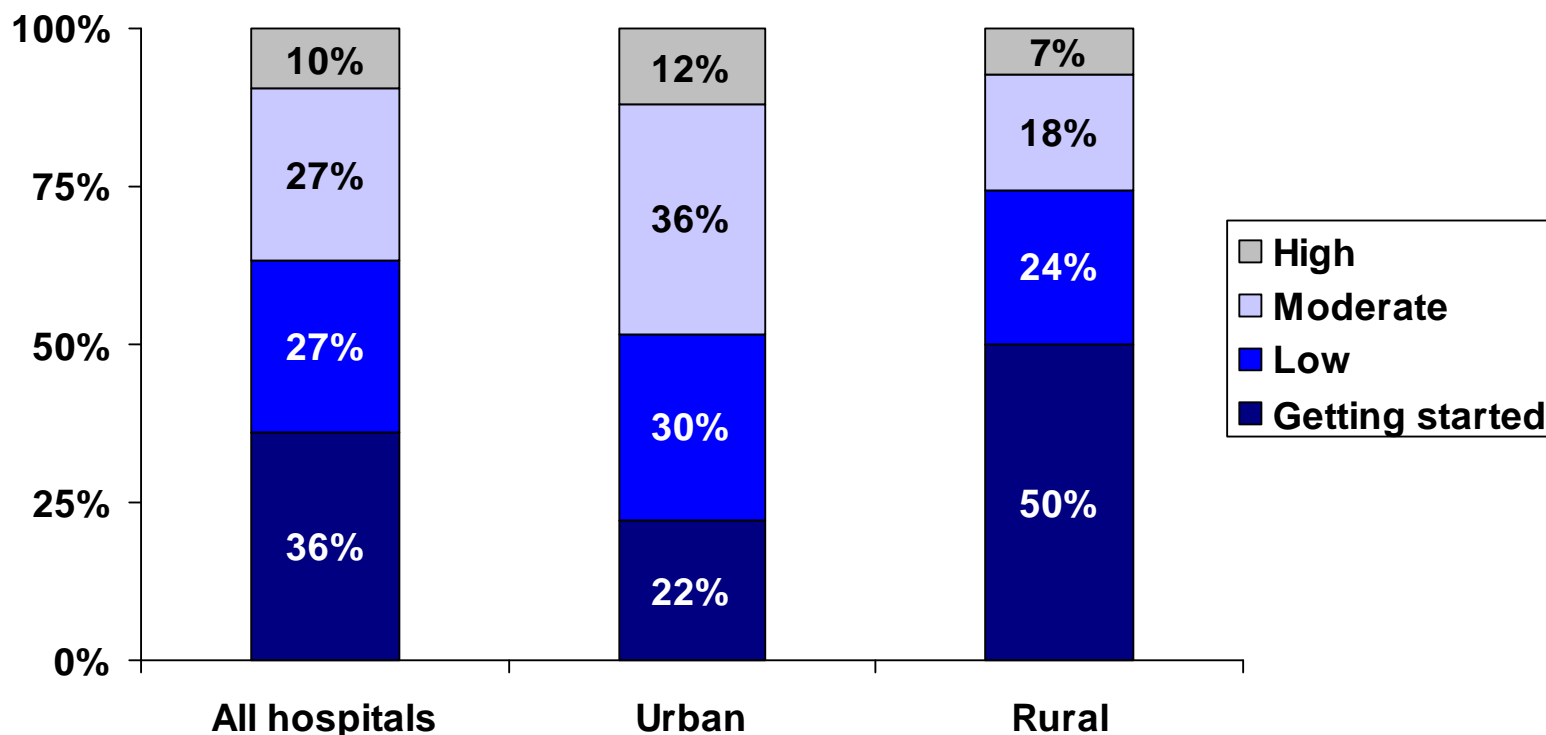
# Spectrum of IT Use

Level of Use	<b>Getting Starting</b> 0-3 Functions (0-25%) Fully Implemented	<b>Low</b> 4-7 Functions (26-50%) Fully Implemented	<b>Moderate</b> 8-11 Functions (51-75%) Fully Implemented	<b>High</b> 12-15 Functions (76-100%) Fully Implemented
Functions	<ul style="list-style-type: none"> <li>•Access to current medical records</li> <li>•Access to medical history</li> <li>•Access to patient flow sheets</li> <li>•Access to patient demographics</li> <li>•Order entry – lab</li> <li>•Results review – lab</li> </ul>	<ul style="list-style-type: none"> <li>•Order entry - radiology</li> <li>•Results review - radiology images (incl. PACS)</li> <li>•Results review - radiology report</li> <li>•Results review - consultant report</li> <li>•Order entry – pharmacy</li> </ul>		<ul style="list-style-type: none"> <li>•Real time drug interaction alerts</li> <li>•Back end drug interaction alerts</li> <li>•Clinical guidelines and pathways</li> <li>•Patient support through home monitoring, self-testing, and interactive patient education</li> </ul>



# Rural hospitals currently use less IT than urban hospitals

Level of use of fully implemented IT systems, by location



Number  
of hospitals:

903

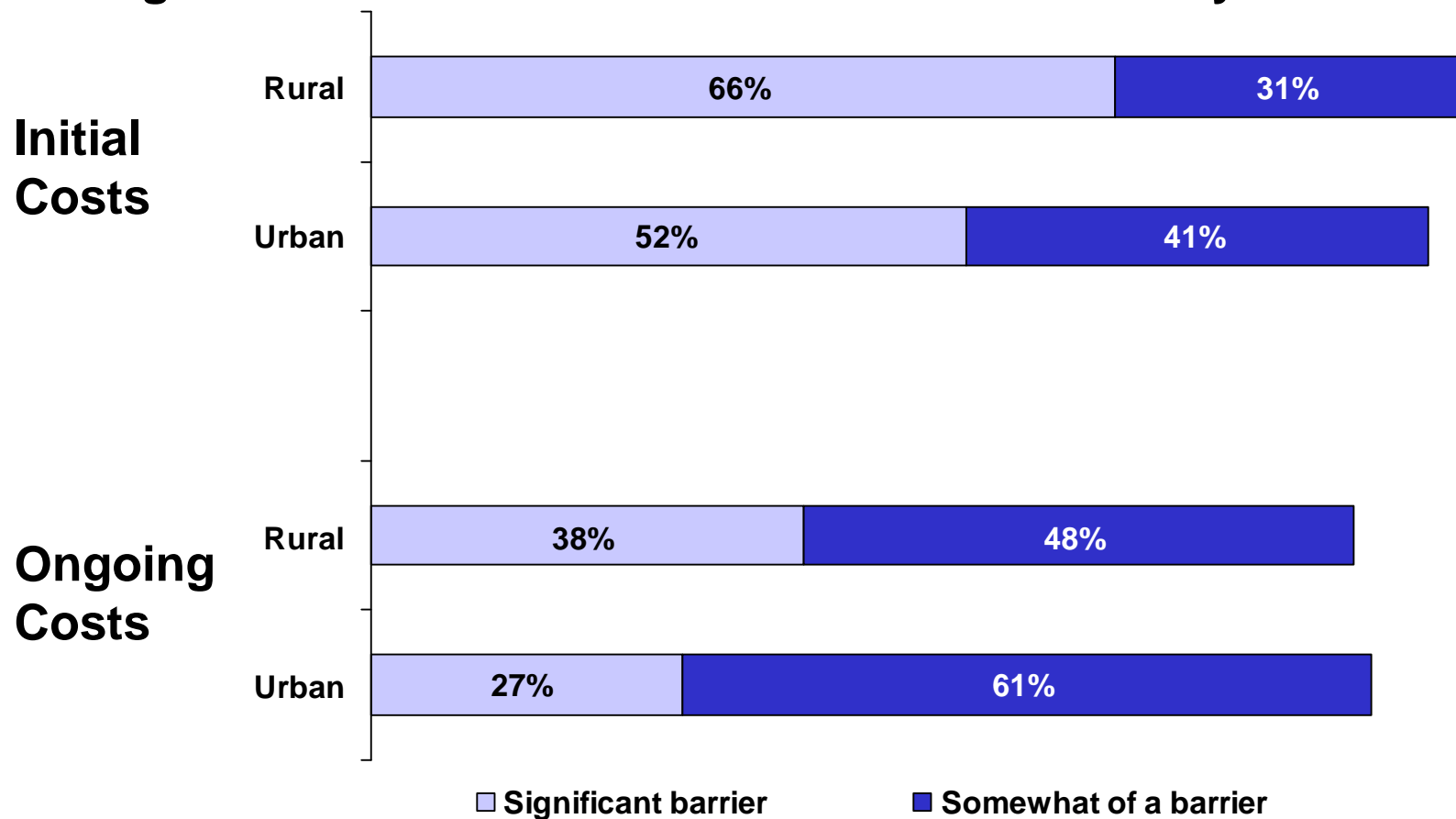
449

454

Note: Percentages may not sum to 100 due to rounding.

# Rural hospitals more likely to see costs as significant barrier than urban counterparts

Percent of hospitals indicating ongoing costs are a “significant barrier” or “somewhat of a barrier” by location



## Key policy issues

- Funding and misaligned financial incentives
- Standards for interoperability
- Legal issues (Stark, etc.)
- Privacy and confidentiality
- Patient identification
- Provider adoption versus health information exchange



# Federal activities

- Congress:
  - Many bills
  - Legislation this year?
- Administration:
  - Contracts (\$18 million)
    - Certification
    - Standards harmonization
    - State privacy laws
    - National health information network development
    - Regional health information organizations
    - Limited grants (\$166 million)
  - Payment policy?
  - Coordination among federal health agencies



# The alphabet soup of IT

## Federal (HHS)

Health Services Resources Administration

Agency for Healthcare Research and Quality

Consolidated Health Informatics Initiative

Office of the National Coordinator

Centers for Medicare & Medicaid Services

Office of the Inspector General

Commission on Systemic Interoperability

American Health Information Community

Health Information Technology Standards Panel

## Private

### IT Groups:

- eHealth Initiative
- National Alliance for Health IT
- College of Healthcare Information Management Executives
- Health Information Management Systems Society
- American Health Information Management Association
- and others...

### Standards Development Organizations:

- American National Standards Institute
- Health Level 7
- X12
- and others...

Regional health information organizations

Certification Commission for Health IT

